

GOLDEN SELECT™ COMPOSITE DECK PLANKS
ITM./ART. 1502765
INSTALLATION INSTRUCTIONS
IMPORTANT, RETAIN FOR FUTURE REFERENCE: READ CAREFULLY

DECK PLANK INSTALLATION

1. Recommended tools


For an easier installation experience, a few tools are recommended: utility knife, jigsaw or circular saw for aluminum, pencil, mallet, kneepads, measuring tape and a synthetic brush.

2. Preparing the surface

Before starting the installation, make sure that the installation area is properly leveled and flat, as well as cleared of any debris. Prior to starting the installation, make sure that any irrigation problems are resolved. **If water was pooling in certain locations prior to the installation, it will continue to do so after the installation and will stay trapped underneath the planks, potentially causing an odour and/or mould.**

3. Planning the positioning

Before laying down the planks and starting to assemble, make sure to plan the way the planks will be positioned according to the available surface, as well as the type of pattern desired. Multiple patterns are achievable by interlocking the planks in different ways. Please see below examples.



4. Assembling, trimming, and fitting the planks

It is recommended to start laying the 1st planks on the outer edge of the installation area that is away from the building. It is also recommended to work in a linear fashion, row by row. Lay down the planks as planned and trim the planks as needed in order to work around any obstructions in the installation area. **Please note that a circular saw or jigsaw for aluminum is recommended for this**, since there are two aluminum rails integrated inside of the plank.

CARE AND MAINTENANCE

- **Remove stains:** Most stains will be rinsed away with water and regular WPC cleaning products.
- Do not spray cleaning products and/or chemicals that are not safe for WPC products.
- Do not drive vehicles on top of Golden Select™ Composite Deck Planks.
- Do not walk on of Golden Select™ Composite Deck Planks with athletic cleats.
- If the Golden Select™ Composite Deck Planks are exposed to animal waste or urine, **immediately** remove the waste, and rinse the area thoroughly with water.

WARRANTY


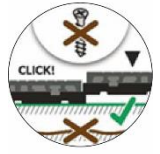
Golden Select™ Composite Deck Planks are covered by a 10-year limited residential warranty against material defects in workmanship and materials. The following conditions apply to the warranty and may void the warranty if not followed correctly:

- The Golden Select™ Composite Deck Planks must be installed according to the instructions provided by the manufacturer. The owner must follow the care and maintenance guidelines.
- If filing a warranty claim, it must be submitted within 30 days of the discovery of fading or manufacturer's defect.
- Proof of purchase, such as a bill of sale is mandatory when requesting warranty service.
- The manufacturer reserves the right to designate a representative to inspect the product in question and remove samples for analysis.
- The warranty includes the replacement material, excludes labor cost and any other secondary costs.
- The warranty applies only to the original purchaser and is non-transferable.
- The warranty only applies if the Golden Select™ Composite Deck Planks are applied appropriately in a residential environment.

WARRANTY EXCLUSIONS

The warranty does not cover any damages or defects caused by:

- Improper installation of the products and/or failure to abide by the installation guidelines.
- Use the products beyond normal use and service conditions, or in an application not recommended by the guidelines and local building codes.
- Movement, distortion, collapse or settling of the ground or the supporting structure on which the products are installed.
- Force majeure, acts of Gods and environmental condition.
- Staining from foreign substances (such as dirt, grease, oil, etc.) or normal weathering (defined as exposure to sunlight, weather and atmosphere which will cause any coloured surface to gradually fade, chalk, or accumulate dirt or stains).
- Slight variations or changes in colour of the products.
- Improper handling, storage, or neglect of the products by the purchaser.
- Decay caused by fasteners.
- Ordinary wear and tear.



For assistance with installation, please call 1 800-267-3183 (English, Spanish and French) Monday to Friday between 9 am and 5 pm Eastern Standard Time or e-mail techsupport@goldenselect.ca, or visit www.goldenselect.ca. For questions about warranty, please contact our Customer Service Department at warranty@goldenselect.ca.